

Electrically conductive polyurethane hose, super-heavy duty

Applications

- hose/ ducting for high throughput of extremely abrasive bulk material, granulate and stone
- vacuum truck, suction vehicle, dry suction truck: industrial cleaning, furnace cleaning
- explosion hazard area
- Coal mine, mine, tunnelling: ventilation, methane extraction
- raw material conveying hose for powders, granulates, sand, quartz, gravel, shards and chips/ shavings
- silo, silo vehicle/ silo truck, tanker/ tank truck: silo charging, silo discharging

Properties

- super-heavy duty
- extremely abrasion-resistant with reinforcement underneath wire and narrow hose pitch

- good resistance to oil, gasoline, and chemicals
- very good low temperature flexibility
- electrically conductive wall: electrical and surface resistance $<10^3 \Omega$ (according to NFPA 652 $<10^6 \Omega$)
- in accordance with ATEX 2014/34/EU (1999/92/EC) and German TRGS 727: pneumatic transport of flammable dusts and bulk materials (Zone 20, 21, 22 inside), aspiration of combustible dusts (Zone 22 inside),
- in accordance with ATEX 2014/34/EU (1999/92/EC) and German TRGS 727: for conveying for flammable liquids (inside zone 0, 1, 2), for conveying for non-flammable liquids, for use in zone 1 and 2 (gases), for use in zone 0 (gases)
- according to DIN 26057 Type 4
- conforms to RoHS guideline
- REACH according to --> Technology / Technical Information / REACH

Temperature range

- -40°F to 195°F

Design

- AIRDUC® profile hose
- spring steel wire firmly embedded in wall
- wall: electrically conductive premium ester-polyurethane (Pre-PUR®)
- wall thickness 0.08 to 0.10 in approx.
- reinforcement of the primary abrasion areas

Delivery variants

- further diameters and lengths available on request
- black (standard)
- customer-specific branding

I.D.	outer Ø	Pressure	Vacuum	Bending radius	Weight	Dimensions in Stock	Production lengths	Order No.
(in / mm)	(in)	(psi)	(inHG)	(in)	(lb/ft)	(ft)	(ft)	
- / 40	2.008	52.722	29.530	4.291	0.551	-	25 50	356-0040-1003
- / 50	2.402	42.787	29.530	5.276	0.672	-	25 50	356-0050-1003
2 / 50-51	2.441	40.611	29.530	5.276	0.679	25 50	-	356-0051-1003
2,36 / 60	2.795	36.042	29.530	6.142	0.793	-	25 50	356-0060-1003
2,5 / 63-65	2.913	34.737	29.530	6.417	0.833	25 50	-	356-0063-1003
- / 65	2.992	33.432	29.530	6.654	0.853	-	25 50	356-0065-1003
- / 70	3.228	31.111	29.530	7.323	0.921	-	25 50	356-0070-1003
- / 75	3.425	29.153	29.530	7.677	0.981	-	25 50	356-0075-1003
3 / 76	3.465	28.935	29.530	7.677	0.995	25 50	-	356-0076-1003
- / 80	3.622	27.413	29.530	8.071	1.042	-	25 50	356-0080-1003
- / 100	4.449	24.439	29.530	10.709	1.526	-	25 50	356-0100-1003
4 / 102	4.528	24.004	29.530	10.709	1.552	25 50	-	356-0102-1003

Accessories

Positive and negative pressure ratings are the recommended maximum operating values. Products can be manufactured to meet higher operating values upon request. The bend radius is calculated from the center of the hose in an arched position. Additional information at www.norres.com/us/technology/. NORRES reserves the right to modify technical data at any time. Technical data based on tests at 68°F and are approx. values. Proper use and maintenance of NORRES hoses is the sole responsibility of purchaser and ultimate user of the product. The individual conditions, applications and the number of variables make firm recommendations technically impossible. This information is intended as a general guide only.



CONNECT 240 + 241
AS




CLAMP 211




CONNECT SAFETY
CLAMP ASSEMBLY
231



CONNECT PRESS
ASSEMBLY 232



CONNECT 244



CONNECT 242



CONNECT 240 EC



CLAMP 216



CONNECT 228



CONNECT THREAD
FITTING 234




CONNECT 246 AS



CONNECT MOULD
ASSEMBLY 233



CONNECT 243



CONNECT 245