

Food hose and pharmaceutical hose, super-heavy duty

Applications

- hose/ ducting for high throughput of extremely abrasive bulk material, granulate and stone
- food industry, pharmaceutical industry: food, pharmaceutical
- conveying of dry foods e.g. rice, cereals, sugar, milk powder, powders, coffee, tea, grains, flour, frozen foods
- vacuum conveying equipment, vacuum hopper, suction conveyor, dosing system
- pelleting machines/ tablet presses
- mixer, dryer, packaging machine, bulk-bag (big bag)-charging and discharging, mill
- agricultural industry: pneumatic grain conveyer
- animal stall, animal shed: feedstuff conveying, feedstuff plant, animal feed transport
- paper mill, paper and pulp industry: waste water, air extraction
- silo, silo vehicle/ silo truck, tanker/ tank truck: silo charging, silo discharging
- silo, silo vehicle/ silo truck, tanker/ tank truck: conveying of e.g. rice, dry food, cereals, sugar, milk powder, powders, coffee, tea, grains, flour, frozen foods

Properties

- super-heavy duty
- extremely abrasion-resistant with reinforcement underneath wire and narrow hose pitch
- very high pressure, vacuum and compression resistance
- Approved by an independent testing laboratory for the complete hose acc. to EU-Directive 10/2011, EC 1935/2004 and EU 2015/174, food grade polyurethane, complies with: FDA 21 CFR 177.2600
- Approval acc. to EU-Directive 10/2011 (food simulants A, B, C or E and D2) and EC 1935/2004
- odorless and tasteless
- microbe and hydrolysis resistant
- good resistance to oil, gasoline, and chemicals
- very good low temperature flexibility
- according to DIN 26057 Type 4
- manufacturing process acc. GMP EC 2023/2006
- conforms to RoHS guideline
- REACH according to --> Technology / Technical Information / REACH

Temperature range

- -40 °F to 195 °F
- short time to 255 °F

Design

- AIRDUC® profile hose
- spring steel wire firmly embedded in wall
- wall: special premium ether-polyurethane (Pre-PUR®)
- wall thickness 0.08 to 0.10 in approx.
- reinforcement of the primary abrasion areas

Delivery variants

- further diameters and lengths available on request
- transparent (standard)
- customer-specific branding


I.D.	outer Ø	Pressure	Vacuum	Bending radius	Weight	Dimensions in Stock	Production lengths	Order No.
(in / mm)	(in)	(psi)	(inHG)	(in)	(lb/ft)	(ft)	(ft)	
1,25 / 32	1.693	71.070	29.530	3.543	0.457	25 50	-	356-0032-1001
1,5 / 38	1.929	60.772	29.530	4.094	0.531	25 50	-	356-0038-1001
- / 40	2.008	57.943	29.530	4.291	0.551	-	25 50	356-0040-1001
- / 50	2.402	47.065	29.530	5.276	0.672	-	25 50	356-0050-1001
2 / 51	2.441	45.760	29.530	5.276	0.685	25 50	-	356-0051-1001
2,36 / 60	2.795	39.668	29.530	6.142	0.793	-	25 50	356-0060-1001
2,5 / 63	2.913	38.218	29.530	6.417	0.827	25 50	-	356-0063-1001
- / 65	2.992	36.768	29.530	6.654	0.853	-	25 50	356-0065-1001
- / 70	3.228	34.229	29.530	7.323	0.921	-	25 50	356-0070-1001
- / 75	3.425	32.054	29.530	7.677	0.981	-	25 50	356-0075-1001
3 / 76	3.465	31.981	29.530	7.677	0.995	25 50	-	356-0076-1001
- / 80	3.622	30.096	29.530	8.071	1.042	-	25 50	356-0080-1001
- / 100	4.449	26.905	29.530	10.709	1.526	-	25 50	356-0100-1001
4 / 102	4.528	24.657	29.530	10.709	1.552	25 50	-	356-0102-1001
- / 125	5.433	21.683	24.658	13.228	1.882	-	25 50	356-0125-1001
5 / 127	5.512	19.870	24.362	13.228	1.909	25 50	-	356-0127-1001

Positive and negative pressure ratings are the recommended maximum operating values. Products can be manufactured to meet higher operating values upon request. The bend radius is calculated from the center of the hose in an arched position. Additional information at www.norres.com/us/technology/. NORRES reserves the right to modify technical data at any time. Technical data based on tests at 68 °F and are approx. values. Proper use and maintenance of NORRES hoses is the sole responsibility of purchaser and ultimate user of the product. The individual conditions, applications and the number of variables make firm recommendations technically impossible. This information is intended as a general guide only.



I.D.	outer Ø	Pressure	Vacuum	Bending radius	Weight	Dimensions in Stock	Production lengths	Order No.
(in / mm)	(in)	(psi)	(inHG)	(in)	(lb/ft)	(ft)	(ft)	
- / 150	6.417	18.130	20.523	17.126	2.473	-	25 50	356-0150-1001
6 / 152	6.496	17.550	20.228	17.126	2.500	25 50	-	356-0152-1001

Accessories




CONNECT 245
FOOD



CONNECT MOULD
ASSEMBLY 233



CONNECT SAFETY
CLAMP ASSEMBLY
231



CONNECT 244
FOOD



CONNECT THREAD
FITTING 234



CONNECT DAIRY
FITTING 247




CLAMP 216



CONNECT 240 + 241
FOOD



CLAMP 211
FOOD



CONNECT 228



CONNECT PRESS
ASSEMBLY 232



CONNECT TRI-
CLAMP FITTING 245



CONNECT 243
FOOD



CONNECT 246
FOOD



CONNECT ASEPTIC
FITTING 249