

## Antistatic polyurethane hose, super-heavy duty, microbe resistant

### Applications

- flexible hose/ ducting for high volume of extremely abrasive bulk material, granulate and stone
- plastic industry, conveying of granulates and powders: granulate conveying equipment, vacuum hopper/ conveyor, suction conveyor, dosing system, bulk-bag (big bag)-charging and discharging, shredder, mill, extruder, injection moulding machine
- suction vehicles: roof gravelling, roof gravel conveying
- vacuum truck, suction vehicle, dry suction truck: industrial cleaning, furnace cleaning
- suction excavator
- explosion hazard area
- agricultural industry: pneumatic grain conveyer
- concrete pump: outlet hose, discharge hose
- construction industry: rock drill, rock drilling machine
- raw material conveying hose for powders, granulates, sand, quartz, gravel, shards and chips/ shavings
- compressor, side channel blower, vacuum pump, pressure pump, pump
- paper mill, paper and pulp industry, packaging machine: edge strip suctioning system/ edge trim exhaust systems
- surface preparation: shot blasting/ sand blasting recovery (blasting chamber), ship yard, stripping machine, flooring preparation machine, grinding machine

- silos, silo vehicle/ silo truck, tanker/ tank truck: silo charging, silo discharging
- silos, silo vehicle/ silo truck, tanker/ tank truck: conveying of wood pellets, plastic granulate, plastic powder

### Properties

- super-heavy duty
- extremely abrasion-resistant with reinforcement underneath wire and narrow hose pitch
- microbe resistant
- good resistance to oil, gasoline, and chemicals
- very good low temperature flexibility
- Permanently antistatic wall: according to ISO 8031 electrical and surface resistance  $<10^9 \Omega$  (according to TRGS 727  $<2,5 \cdot 10^8 \Omega \cdot m$  and NFPA 652  $10^8-10^9 \Omega$ )
- according to DIN 26057 Type 4
- in accordance with ATEX 2014/34/EU (1999/92/EC) and German TRGS 727: pneumatic transport of flammable dusts and bulk materials (Zone 20, 21, 22 inside), aspiration of combustible dusts (Zone 22 inside),
- in accordance with ATEX 2014/34/EU (1999/92/EC) and German TRGS 727: for conveying for flammable liquids (inside zone 0, 1, 2), for conveying for non-flammable liquids, for use in zone 1 and 2 (gases), for use in zone 0 (gases)
- REACH according to --> Technology / Technical Information / REACH
- conforms to RoHS guideline

### Temperature range

- 40 °F to 195 °F
- short time to 255 °F

### Design

- AIRDUC® profile hose
- spring steel wire firmly embedded in wall
- wall: permanently antistatic premium ester-polyurethane (Pre-PUR®)
- wall thickness 0.08 to 0.10 in approx.
- reinforcement of the primary abrasion areas

### Delivery variants

- further diameters and lengths available on request
- transparent (standard)
- special colors: full colored
- customer-specific branding

I.D.	outer Ø	Pressure	Vacuum	Bending radius	Weight	Dimensions in Stock	Production lengths	Order No.
(in / mm)	(in)	(psi)	(inHG)	(in)	(lb/ft)	(ft)	(ft)	
1,25 / 32	1.693	75.928	29.530	3.543	0.457	-	25 50	356-0032-0000
1,5 / 38	1.929	64.905	29.530	4.094	0.531	25 50	-	356-0038-0000
- / 40	2.008	61.932	29.530	4.291	0.551	25 50	-	356-0040-0000
1,75 / 45	2.205	55.478	29.530	5.079	0.612	-	25 50	356-0045-0000
- / 50	2.402	50.329	29.530	5.276	0.672	25 50	-	356-0050-0000
2 / 51	2.441	46.413	29.530	5.276	0.685	25 50	-	356-0051-0000
- / 55	2.598	45.978	29.530	5.945	0.733	-	25 50	356-0055-0000
2,36 / 60	2.795	42.352	29.530	6.142	0.793	25 50	-	356-0060-0000
2,5 / 63-65	2.913	40.756	29.530	6.417	0.827	25 50	-	356-0063-0000
- / 65	2.992	39.233	29.530	6.654	0.853	-	25 50	356-0065-0000

Positive and negative pressure ratings are the recommended maximum operating values. Products can be manufactured to meet higher operating values upon request. The bend radius is calculated from the center of the hose in an arched position. Additional information at [www.norres.com/us/technology/](http://www.norres.com/us/technology/). NORRES reserves the right to modify technical data at any time. Technical data based on tests at 68 °F and are approx. values. Proper use and maintenance of NORRES hoses is the sole responsibility of purchaser and ultimate user of the product. The individual conditions, applications and the number of variables make firm recommendations technically impossible. This information is intended as a general guide only.



I.D.	outer Ø	Pressure	Vacuum	Bending radius	Weight	Dimensions in Stock	Production lengths	Order No.
(in / mm)	(in)	(psi)	(inHG)	(in)	(lb/ft)	(ft)	(ft)	
- / 70	3.228	36.550	29.530	7.323	0.921	25 50	-	356-0070-0000
- / 75	3.425	34.229	29.530	7.677	0.981	-	25 50	356-0075-0000
3 / 76	3.465	34.157	29.530	7.677	0.988	25 50	-	356-0076-0000
- / 80	3.622	32.199	29.530	8.071	1.042	-	25 50	356-0080-0000
- / 90	4.055	31.836	29.530	9.843	1.384	-	25 50	356-0090-0000
- / 100	4.449	28.718	29.530	10.709	1.526	-	25 50	356-0100-0000
4 / 102	4.528	27.413	29.530	10.709	1.552	25 50	-	356-0102-0000
- / 110	4.843	26.180	29.530	11.811	1.667	-	25 50	356-0110-0000
4,5 / 115	5.039	25.092	28.792	12.480	1.734	-	25 50	356-0115-0000
4,72 / 120	5.236	24.077	27.463	12.992	1.808	-	25 50	356-0120-0000
- / 125	5.433	23.134	26.429	13.228	1.882	-	25 50	356-0125-0000
5 / 127	5.512	22.699	26.282	13.228	1.909	25 50	-	356-0127-0000
- / 130	5.630	22.264	25.396	13.976	1.949	-	25 50	356-0130-0000
5,5 / 140	6.024	20.741	23.624	15.748	2.090	25 50	-	356-0140-0000
- / 150	6.417	19.363	22.000	17.126	2.473	-	25 50	356-0150-0000
6 / 152	6.496	18.928	21.705	17.126	2.500	25 50	-	356-0152-0000
6,3 / 160	6.811	18.203	20.671	18.504	2.628	-	25 50	356-0160-0000
- / 170	7.205	17.115	19.490	23.622	2.789	-	25 50	356-0170-0000
- / 175	7.402	16.680	18.899	27.559	2.863	-	25 50	356-0175-0000
- / 180	7.598	16.244	18.309	32.677	2.944	-	25 50	356-0180-0000
- / 200	8.425	14.649	16.537	37.402	3.992	-	25	356-0200-0000
8 / 203	8.504	13.851	16.242	37.402	4.046	25 50	-	356-0203-0000
- / 225	9.409	13.054	14.617	46.260	4.469	-	25	356-0225-0000
- / 250	10.394	11.748	13.141	51.181	4.940	-	25	356-0250-0000
- / 275	11.378	10.660	11.960	57.205	5.423	-	25	356-0275-0000
- / 300	12.362	9.790	11.074	62.008	5.901	-	25	356-0300-0000

## Accessories




CLAMP 211



CONNECT MOULD ASSEMBLY 233



CONNECT STORZ DIN ALU 251



CONNECT 228



CONNECT 240 + 241 AS



CONNECT 246 AS AS



CONNECT 243



CONNECT SAFETY CLAMP ASSEMBLY 231



CONNECT KARDAN 254



CONNECT TANK TRUCK BRASS 252



CONNECT KAMLOK ALU 253



CONNECT THREAD FITTING 234




CONNECT 242




CLAMP 216



CONNECT 245 VAC-TRUCK



CONNECT 244



CONNECT 245



CONNECT PRESS ASSEMBLY 232

Positive and negative pressure ratings are the recommended maximum operating values. Products can be manufactured to meet higher operating values upon request. The bend radius is calculated from the center of the hose in an arched position. Additional information at [www.norres.com/us/technology/](http://www.norres.com/us/technology/). NORRES reserves the right to modify technical data at any time. Technical data based on tests at 68 °F and are approx. values. Proper use and maintenance of NORRES hoses is the sole responsibility of purchaser and ultimate user of the product. The individual conditions, applications and the number of variables make firm recommendations technically impossible. This information is intended as a general guide only.