

Antistatic polyurethane hose, super-heavy, microbe resistant

Applications

- flexible hose/ ducting for high throughput of extremely abrasive bulk material, granulate and stone
- plastic industry, conveying of granulates and powders: granulate conveying equipment, vacuum hopper/ conveyor, suction conveyor, dosing system, bulk-bag (big bag)-charging and discharging, shredder, mill, extruder, injection moulding machine
- suction vehicles: roof gravelling, roof gravel conveying
- vacuum truck, suction vehicle, dry suction truck: industrial cleaning, furnace cleaning
- suction excavator
- explosion hazard area
- agricultural industry: pneumatic grain conveyer
- concrete pump: outlet hose, discharge hose
- construction industry: rock drill, rock drilling machine
- raw material conveying hose for powders, granulates, sand, quartz, gravel, shards and chips/ shavings
- compressor, side channel blower, vacuum pump, pressure pump, pump
- paper mill, paper and pulp industry, packaging machine: edge strip suctioning system/ edge trim exhaust systems
- surface preparation: shot blasting/ sand blasting recovery e.g. at blasting chamber, ship yard, stripping machine, flooring preparation machine, grinding machine

- silos and tankers: silo charging, silo discharging
- silos and tankers: conveying of wood pellets, plastic granulate, plastic powder

Properties

- super heavy-duty
- extremely abrasion-resistant with reinforcement underneath wire and narrow hose pitch
- microbe resistant
- good resistance to oil, gasoline and chemicals
- very good low temperature flexibility
- permanently antistatic wall: according to ISO 8031 electrical and surface resistance $<10^9 \Omega$ (according to TRGS 727 $<2,5 \cdot 10^8 \Omega \cdot m$ and NFPA 652 $10^8-10^9 \Omega$)
- according to DIN 26057 Type 4
- in accordance with ATEX 2014/34/EU (1999/92/EC) and German TRGS 727: pneumatic transport of flammable dusts and bulk materials (Zone 20, 21, 22 inside), aspiration of combustible dusts (Zone 22 inside),
- in accordance with ATEX 2014/34/EU (1999/92/EC) and German TRGS 727: for conveying for flammable liquids (inside zone 0, 1, 2), for conveying for non-flammable liquids, for use in zone 1 and 2 (gases), for use in zone 0 (gases)
- REACH according to --> Technology / Technical Information / REACH
- conforms to RoHS guideline

Temperature Range

- 40°C to 90°C
- short time to 125°C

Design

- AIRDUC® profile hose
- spring steel wire firmly embedded in wall
- wall: permanently antistatic premium ester-polyurethane (Pre-PUR®)
- wall thickness 2,0 to 2,5 mm approx.
- reinforcement of the primary abrasion areas

Delivery variants

- further diameters and lengths available on request
- transparent (standard)
- special colours: full coloured
- customer-specific branding

I.D.	outer Ø	Pressure	Vacuum	Bending Radius	Weight	Dimensions in Stock	Production Lengths	Order No.
(in / mm)	(mm)	(bar)	(bar)	(mm)	(kg/m)	(m)	(m)	
1,25 / 32	43.00	5,235	1,000	90.00	0.68	10 15	-	356-0032-0000
1,5 / 38	49.00	4,475	1,000	104.00	0.79	10 15	-	356-0038-0000
- / 40	51.00	4,270	1,000	109.00	0.82	10 15	-	356-0040-0000
1,75 / 45	56.00	3,825	1,000	129.00	0.91	10 15	20	356-0045-0000
- / 50	61.00	3,470	1,000	134.00	1.00	10 15	-	356-0050-0000
2 / 51	62.00	3,200	1,000	134.00	1.02	10	15	356-0051-0000
- / 55	66.00	3,170	1,000	151.00	1.09	10 15	-	356-0055-0000
2,36 / 60	71.00	2,920	1,000	156.00	1.18	10 15	-	356-0060-0000
2,5 / 63-65	74.00	2,810	1,000	163.00	1.23	-	10	356-0063-0000
- / 65	76.00	2,705	1,000	169.00	1.27	10	15	356-0065-0000
- / 70	82.00	2,520	1,000	186.00	1.37	10	15	356-0070-0000

Overpressure and underpressure are recommended threshold operating values, products can be subjected to higher loads upon request. The bending radius is measured through the inside of the hose arch. The right to make technical modifications is reserved. All values determined at 20°C and are approx. data. Additional information at www.norres.com/en/technology/.



I.D.	outer Ø	Pressure	Vacuum	Bending Radius	Weight	Dimensions in Stock	Production Lengths	Order No.
(in / mm)	(mm)	(bar)	(bar)	(mm)	(kg/m)	(m)	(m)	
- / 75	87.00	2,360	1,000	195.00	1.46	10 15	-	356-0075-0000
3 / 76	88.00	2,355	1,000	195.00	1.47	10 15	-	356-0076-0000
- / 80	92.00	2,220	1,000	205.00	1.55	10 15	-	356-0080-0000
- / 90	103.00	2,195	1,000	250.00	2.06	10	15	356-0090-0000
- / 100	113.00	1,980	1,000	272.00	2.27	10 15	-	356-0100-0000
4 / 102	115.00	1,890	1,000	272.00	2.31	10 15	-	356-0102-0000
- / 110	123.00	1,805	1,000	300.00	2.48	10	15	356-0110-0000
4,5 / 115	128.00	1,730	0,975	317.00	2.58	10	15	356-0115-0000
4,72 / 120	133.00	1,660	0,930	330.00	2.69	10	15	356-0120-0000
- / 125	138.00	1,595	0,895	336.00	2.80	10	15	356-0125-0000
5 / 127	140.00	1,565	0,890	336.00	2.84	10 15	-	356-0127-0000
- / 130	143.00	1,535	0,860	355.00	2.90	10	15	356-0130-0000
5,5 / 140	153.00	1,430	0,800	400.00	3.11	10	15	356-0140-0000
- / 150	163.00	1,335	0,745	435.00	3.68	10 15	-	356-0150-0000
6 / 152	165.00	1,305	0,735	435.00	3.72	10 15	-	356-0152-0000
6,3 / 160	173.00	1,255	0,700	470.00	3.91	10	-	356-0160-0000
- / 170	183.00	1,180	0,660	600.00	4.15	-	10 15	356-0170-0000
- / 175	188.00	1,150	0,640	700.00	4.26	10	15	356-0175-0000
- / 180	193.00	1,120	0,620	830.00	4.38	-	10	356-0180-0000
- / 200	214.00	1,010	0,560	950.00	5.94	10	15	356-0200-0000
8 / 203	216.00	0,955	0,550	950.00	6.02	-	10 15	356-0203-0000
- / 225	239.00	0,900	0,495	1175.00	6.65	-	10	356-0225-0000
- / 250	264.00	0,810	0,445	1300.00	7.35	5	2.5 10	356-0250-0000
- / 275	289.00	0,735	0,405	1453.00	8.07	-	10	356-0275-0000
- / 300	314.00	0,675	0,375	1575.00	8.78	-	2,5 5 10	356-0300-0000

Accessories



CONNECT TANK TRUCK BRASS 252




CLAMP 216



CONNECT SAFETY CLAMP ASSEMBLY 231




CONNECT MOULD ASSEMBLY 233




CONNECT 245




CONNECT 245 VAC-TRUCK



CONNECT KAMLOK ALU 253



CONNECT 244



CONNECT 242



CONNECT 243



CONNECT STORZ DIN ALU 251



CONNECT KARDAN 254



CONNECT THREAD FITTING 234



CONNECT 228



CONNECT 246 AS



CONNECT PRESS ASSEMBLY 232



CONNECT 240 + 241 AS



CLAMP 211

Overpressure and underpressure are recommended threshold operating values, products can be subjected to higher loads upon request. The bending radius is measured through the inside of the hose arch. The right to make technical modifications is reserved. All values determined at 20°C and are approx. data. Additional information at www.norres.com/en/technology/.