

Electrically conductive polyurethane hose, heavy duty

Applications

- flexible hose/ ducting for high volume of abrasive powder, bulk material, granulate and for gases
- industrial vacuum cleaners, vacuum cleaners
- Coal mine, mine, tunnelling: ventilation, methane extraction
- raw material conveying hose for powders, granulates, sand, quartz, gravel, shards and chips/ shavings

Properties

- increased pressure and vacuum resistance
- heavy duty
- highly abrasion resistant

- very good low temperature flexibility
- good resistance to oil, gasoline, and chemicals
- electrically conductive wall: electrical and surface resistance $<10^3 \Omega$ (according to NFPA 652 $<10^6 \Omega$)
- in accordance with ATEX 2014/34/EU (1999/92/EC) and German TRGS 727: pneumatic transport of flammable dusts and bulk materials (Zone 20, 21, 22 inside), aspiration of combustible dusts (Zone 22 inside),
- in accordance with ATEX 2014/34/EU (1999/92/EC) and German TRGS 727: for conveying for flammable liquids (inside zone 0, 1, 2), for conveying for non-flammable liquids, for use in zone 1 and 2 (gases), for use in zone 0 (gases)
- according to DIN 26057 Type 3
- conforms to RoHS guideline
- REACH according to --> Technology / Technical Information / REACH

Temperature range

- 40 °F to 195 °F

Design

- AIRDUC® profile hose
- spring steel wire firmly embedded in wall
- wall: electrically conductive premium ester-polyurethane (Pre-PUR®)
- wall thickness 0.055 to 0.06 in approx.

Delivery variants

- further diameters and lengths available on request
- black (standard)
- customer-specific branding

I.D.	outer Ø	Pressure DIN 26057 (50% Elongation)	Vacuum DIN 26057 (axially fixed)	Bending radius	Weight	Dimensions in Stock	Production lengths	Order No.
(in / mm)	(in)	(psi)	(inHG)	(in)	(lb/ft)	(ft)	(ft)	
1 / 25	1.260	42.497 (68.749)	29.530 (29.530)	0.787	0.188	25 50	-	355-0025-1003
- / 30	1.575	35.825 (57.871)	29.530 (29.530)	0.984	0.316	-	25 50	355-0030-1003
1,25 / 32	1.654	33.722 (54.390)	28.054 (29.530)	1.024	0.316	-	25 50	355-0032-1003
1,5 / 38	1.890	28.645 (46.268)	27.020 (29.530)	1.142	0.370	25 50	-	355-0038-1003
- / 40	1.969	27.268 (43.947)	26.725 (29.530)	1.181	0.383	-	25 50	355-0040-1003
2 / 50-51	2.362	21.974 (35.535)	23.122 (29.530)	1.378	0.477	25 50	-	355-0050-1003
- / 55	2.559	20.088 (32.344)	21.025 (29.530)	1.496	0.517	-	25 50	355-0055-1003
2,36 / 60	2.756	18.420 (29.733)	19.195 (29.530)	1.575	0.558	-	25 50	355-0060-1003
2,5 / 63-65	2.953	17.042 (27.558)	17.807 (29.530)	1.693	0.598	25 50	-	355-0065-1003
- / 70	3.189	21.974 (35.535)	15.149 (29.530)	2.441	0.679	-	-	355-0070-1003
3 / 75-76	3.386	20.596 (33.214)	14.145 (29.530)	2.598	0.719	25 50	-	355-0075-1003
- / 80	3.583	19.363 (31.184)	13.318 (29.530)	2.717	0.766	-	25 50	355-0080-1003
3,5 / 89-90	3.976	17.260 (27.848)	5.758 (29.530)	2.992	0.853	25 50	-	355-0090-1003
4 / 100	4.370	15.592 (25.092)	10.926 (27.758)	3.268	0.948	25 50	-	355-0100-1003
- / 110	4.764	14.214 (22.916)	9.450 (22.738)	3.543	1.035	-	25 50	355-0110-1003
4,5 / 114-115	4.961	13.561 (21.901)	9.538 (20.671)	3.701	1.082	25 50	-	355-0115-1003
5 / 125-127	5.354	12.546 (20.161)	8.564 (16.832)	3.976	1.169	25 50	-	355-0125-1003
6 / 150-152	6.339	10.443 (16.825)	3.839 (16.242)	4.646	1.539	25 50	-	355-0150-1003

Positive and negative pressure ratings are the recommended maximum operating values. Products can be manufactured to meet higher operating values upon request. The bend radius is calculated from the center of the hose in an arched position. Additional information at www.norres.com/us/technology/. NORRES reserves the right to modify technical data at any time. Technical data based on tests at 68 °F and are approx. values. Proper use and maintenance of NORRES hoses is the sole responsibility of purchaser and ultimate user of the product. The individual conditions, applications and the number of variables make firm recommendations technically impossible. This information is intended as a general guide only.



I.D.	outer Ø	Pressure DIN 26057 (50% Elongation)	Vacuum DIN 26057 (axially fixed)	Bending radius	Weight	Dimensions in Stock	Production lengths	Order No.
(in / mm)	(in)	(psi)	(inHG)	(in)	(lb/ft)	(ft)	(ft)	
8 / 200	8.346	7.325 (11.748)	4.193 (10.040)	6.102	1.915	25	-	355-0200-1003
- / 300	12.323	4.931 (7.832)	2.510 (5.611)	8.898	2.903	-	25	355-0300-1003
- / 315	12.913	4.641 (7.542)	2.067 (7.383)	9.331	3.118	-	25	355-0315-1003

Accessories



CLAMP 216



CONNECT 270-271



CLAMP 213




CONNECT 240 EC




CONNECT SAFETY
CLAMP ASSEMBLY
231



CONNECT 246 AS



CONNECT 244



CONNECT 228



CONNECT PRESS
ASSEMBLY 232




CLAMP 212 EC




CLAMP 212



CONNECT MOULD
ASSEMBLY 233



CONNECT 223




CONNECT 242




CLAMP 217



CONNECT THREAD
FITTING 234



CONNECT 245



CONNECT 240 + 241
AS



CONNECT 243