

Food hose and pharmaceutical hose, heavy duty

Applications

- flexible hose/ ducting for high volume of abrasive powder, bulk material, granulate and for gases
- food industry, pharmaceutical industry: food, pharmaceutical
- conveying of dry foods e.g. rice, cereals, sugar, milk powder, powders, coffee, tea, grains, flour, frozen foods
- vacuum conveying equipment, vacuum hopper, suction conveyor, dosing system
- pelleting machines/ tablet presses
- mixer, dryer, packaging machine, bulk-bag (big bag)-charging and discharging, mill
- airport, airplane, rail vehicle, train, railway, boat, ship/ vessel, yacht: lavatory waste
- industrial vacuum cleaners, vacuum cleaners
- agricultural industry: pneumatic grain conveyor
- animal stall, animal shed: feedstuff conveying, feedstuff plant, animal feed transport
- paper mill, paper and pulp industry: waste water, air extraction
- industrial washing machine: washing water hose

Properties

- heavy duty
- highly abrasion resistant
- increased pressure and vacuum resistance
- Approved by an independent testing laboratory for the complete hose acc. to EU-Directive 10/2011, EC 1935/2004 and EU 2015/174, food grade polyurethane, complies with: FDA 21 CFR 177.2600
- Approval acc. to EU-Directive 10/2011 (food simulants A, B, C or E and D2) and EC 1935/2004
- odorless and tasteless
- microbe and hydrolysis resistant
- good resistance to oil, gasoline, and chemicals
- very good low temperature flexibility
- flame-retardant according to: UL94-V2
- manufacturing process acc. GMP EC 2023/2006
- conforms to RoHS guideline

- REACH according to --> Technology / Technical Information / REACH

Temperature range

- 40 °F to 195 °F
- short time to 255 °F

Design

- AIRDUC® profile hose
- spring steel wire firmly embedded in wall
- wall: special premium ether-polyurethane (Pre-PUR®)
- wall thickness 0.055 to 0.06 in approx.

Delivery variants

- further diameters and lengths available on request
- transparent (standard)
- customer-specific branding

I.D. (in / mm)	outer Ø (in)	Pressure DIN 26057 (50% Elongation) (psi)	Vacuum DIN 26057 (axially fixed) (inHG)	Bending radius (in)	Weight (lb/ft)	Minimum Quantity (ft)	Dimensions in Stock (ft)	Production lengths (ft)	Order No.
standard									
- / 13	0.787	65.268 (124.589)	29.530 (29.530)	0.551	0.094	-	-	25 50	355-0013-1001
5/8 / 16	0.906	63.963 (103.559)	29.530 (29.530)	0.591	0.108	-	-	25 50	355-0016-1001
- / 20	1.063	61.642 (99.788)	29.530 (29.530)	0.669	0.155	-	-	25 50	355-0020-1001
- / 22	1.142	56.566 (91.520)	28.054 (29.530)	0.709	0.168	-	-	25 50	355-0022-1001
1 / 25	1.260	50.329 (81.367)	26.577 (29.530)	0.787	0.188	-	25 50	-	355-0025-1001
- / 30	1.575	52.214 (84.413)	25.986 (29.530)	0.984	0.282	-	-	25 50	355-0030-1001
1,25 / 32	1.654	49.241 (79.627)	25.839 (29.530)	1.024	0.296	-	25 50	-	355-0032-1001
1,36 / 35	1.772	45.325 (73.245)	25.691 (29.530)	1.102	0.323	-	-	25 50	355-0035-1001
1,5 / 38	1.890	41.989 (67.879)	25.543 (29.530)	1.142	0.349	-	25 50	-	355-0038-1001
- / 40	1.969	40.031 (64.688)	25.248 (29.530)	1.181	0.363	-	-	25 50	355-0040-1001
1,75 / 44-45	2.165	35.825 (57.871)	24.953 (29.530)	1.299	0.403	-	-	25 50	355-0045-1001
2 / 50-51	2.362	32.416 (52.359)	24.658 (29.530)	1.378	0.444	-	25 50	-	355-0050-1001
- / 55	2.559	29.661 (47.863)	23.329 (29.530)	1.496	0.484	-	-	25 50	355-0055-1001

Positive and negative pressure ratings are the recommended maximum operating values. Products can be manufactured to meet higher operating values upon request. The bend radius is calculated from the center of the hose in an arched position. Additional information at www.norres.com/us/technology/. NORRES reserves the right to modify technical data at any time. Technical data based on tests at 68 °F and are approx. values. Proper use and maintenance of NORRES hoses is the sole responsibility of purchaser and ultimate user of the product. The individual conditions, applications and the number of variables make firm recommendations technically impossible. This information is intended as a general guide only.

AIRDUC® PUR 355 FOOD (HD)




I.D.	outer Ø	Pressure DIN 26057 (50% Elongation)	Vacuum DIN 26057 (axially fixed)	Bending radius	Weight	Minimum Quantity	Dimensions in Stock	Production lengths	Order No.
(in / mm)	(in)	(psi)	(inHG)	(in)	(lb/ft)	(ft)	(ft)	(ft)	
2,36 / 60	2.756	27.268 (43.947)	21.557 (29.530)	1.575	0.524	-	-	25 50	355-0060-1001
2,5 / 63-65	2.953	25.237 (40.756)	19.933 (29.530)	1.693	0.565	-	25 50	-	355-0065-1001
- / 70	3.189	23.496 (37.855)	17.866 (29.530)	2.441	0.659	-	-	25 50	355-0070-1001
3 / 75-76	3.386	21.974 (35.535)	16.389 (29.530)	2.598	0.706	-	25 50	-	355-0075-1001
- / 80	3.583	20.668 (33.359)	14.913 (29.530)	2.717	0.746	-	-	25 50	355-0080-1001
3,5 / 89-90	3.976	18.420 (29.733)	11.369 (26.282)	2.992	0.840	-	-	25 50	355-0090-1001
4 / 100-102	4.370	16.680 (26.832)	10.483 (28.054)	3.268	1.001	-	25 50	-	355-0100-1001
- / 110	4.764	15.157 (24.512)	9.597 (23.033)	3.543	1.095	-	-	25 50	355-0110-1001
4,5 / 114-115	4.961	14.504 (23.351)	8.859 (20.966)	3.701	1.129	-	-	25 50	355-0115-1001
4,72 / 120	5.157	13.924 (22.481)	8.268 (19.195)	3.819	1.190	-	-	25 50	355-0120-1001
5 / 125-127	5.354	13.416 (21.611)	7.825 (17.718)	3.976	1.237	-	25 50	-	355-0125-1001
- / 130	5.551	12.909 (20.741)	7.087 (16.537)	4.094	1.284	-	-	25 50	355-0130-1001
5,5 / 140	5.945	11.966 (19.290)	6.349 (14.174)	4.370	1.364	-	-	25 50	355-0140-1001
6 / 150-152	6.339	11.168 (17.985)	5.315 (16.537)	4.646	1.620	-	25 50	-	355-0150-1001
6,3 / 160	6.732	10.515 (16.970)	4.872 (14.470)	4.921	1.720	-	-	25 50	355-0160-1001
6,5 / 165	6.929	10.225 (16.390)	4.725 (13.584)	5.079	1.774	-	25 50	-	355-0165-1001
7 / 178-180	7.520	9.355 (15.084)	3.987 (11.517)	5.472	1.929	-	-	25 50	355-0180-1001
8 / 200-203	8.386	8.412 (13.634)	3.544 (10.336)	6.142	2.097	-	25	-	355-0200-1001
- / 250	10.354	6.744 (10.878)	2.215 (6.201)	7.520	2.608	-	-	25 50	355-0250-1001
- / 300	12.323	5.657 (9.138)	1.919 (5.611)	8.898	3.468	-	-	25 50	355-0300-1001

Accessories



CONNECT DAIRY
FITTING 247




CONNECT 245
FOOD




CLAMP 212



CLAMP 217



CONNECT 223



CONNECT 246
FOOD



CONNECT MOULD
ASSEMBLY 233



CONNECT 270-271



CONNECT TRI-
CLAMP FITTING 245
FOOD



CONNECT 240 + 241



CLAMP 213



CONNECT THREAD
FITTING 234




CONNECT ASEPTIC
FITTING 249




CLAMP 216



CONNECT 243
FOOD



CONNECT 244
FOOD



CONNECT 228



CONNECT PRESS
ASSEMBLY 232



CONNECT SAFETY
CLAMP ASSEMBLY
231



CLAMP 212 EC

Positive and negative pressure ratings are the recommended maximum operating values. Products can be manufactured to meet higher operating values upon request. The bend radius is calculated from the center of the hose in an arched position. Additional information at www.norres.com/us/technology/. NORRES reserves the right to modify technical data at any time. Technical data based on tests at 68 °F and are approx. values. Proper use and maintenance of NORRES hoses is the sole responsibility of purchaser and ultimate user of the product. The individual conditions, applications and the number of variables make firm recommendations technically impossible. This information is intended as a general guide only.