

## Antistatic polyurethane hose, medium-heavy duty, black

### Applications

- flexible hose/ ducting for abrasive powder, bulk material, granulate and for gases
- air supply: UV dryer, IR dryer
- extraction unit, dust collection systems, filter system, oil mist extraction
- explosion hazard area
- textile industry, fiber extraction: spinning machine, knitting machine, weaving loom machine
- clean room ventilation, semiconductor production machine
- heating hose: exterior hose as protection hose
- surface preparation: shot blasting/ sand blasting recovery (blasting chamber), ship yard, stripping machine, flooring preparation machine, grinding machine

### Properties

- medium-heavy duty

- highly abrasion resistant
- good resistance to oil, gasoline, and chemicals
- very good low temperature flexibility
- Permanently antistatic wall: according to ISO 8031 electrical and surface resistance  $<10^9 \Omega$  (according to TRGS 727  $<2,5 \cdot 10^8 \Omega \cdot m$  and NFPA 652  $10^8-10^9 \Omega$ )
- in accordance with ATEX 2014/34/EU (1999/92/EC) and German TRGS 727: pneumatic transport of flammable dusts and bulk materials (Zone 20, 21, 22 inside), aspiration of combustible dusts (Zone 22 inside),
- in accordance with ATEX 2014/34/EU (1999/92/EC) and German TRGS 727: for conveying for flammable liquids (inside zone 0, 1, 2), for conveying for non-flammable liquids, for use in zone 1 and 2 (gases), for use in zone 0 (gases)
- according to DIN 26057 Type 2
- conforms to RoHS guideline
- REACH according to --> Technology / Technical Information / REACH

### Temperature range

- 40°F to 195°F

- short time to 255°F

### Design

- AIRDUC® profile hose
- spring steel wire firmly embedded in wall
- wall: permanently antistatic premium ester-polyurethane (Pre-PUR®)
- wall thickness 0.0275 in approx.

### Delivery variants

- further diameters and lengths available on request
- black (standard)
- special colors: full colored
- customer-specific branding

I.D. (in / mm)	outer Ø (in)	Pressure DIN 26057 (50% Elongation) (psi)	Vacuum DIN 26057 (axially fixed) (inHG)	Bending radius (in)	Weight (lb/ft)	Dimensions in Stock (ft)	Order No.
- / 40	1.850	22.554 (50.184)	13.879 (29.530)	1.260	0.222	50	350-0040-3030
2 / 50-51	2.244	18.130 (40.321)	11.221 (29.530)	1.496	0.269	50	350-0050-3030
2,36 / 60	2.638	15.229 (33.794)	9.302 (24.510)	1.732	0.323	50	350-0060-3030
- / 70	3.031	13.054 (29.008)	5.463 (24.510)	1.969	0.376	50	350-0070-3030
3 / 75-76	3.228	12.183 (27.122)	5.168 (21.262)	2.087	0.397	50	350-0075-3030
- / 80	3.425	11.458 (25.382)	4.725 (18.899)	2.205	0.430	50	350-0080-3030
4 / 100-102	4.213	9.210 (20.451)	3.987 (19.490)	2.677	0.538	50	350-0100-3030
4,72 / 120	5.000	7.687 (16.970)	3.396 (13.584)	3.150	0.638	50	350-0120-3030
5 / 125-127	5.197	7.397 (16.390)	3.248 (12.403)	3.268	0.659	50	350-0125-3030
5,5 / 140	5.787	6.599 (14.649)	2.805 (9.745)	3.622	0.733	50	350-0140-3030
6 / 150-152	6.181	6.164 (13.634)	2.215 (10.631)	3.858	0.941	50	350-0150-3030
6,3 / 160	6.575	5.802 (12.764)	2.067 (9.154)	4.094	1.008	50	350-0160-3030
8 / 200-203	8.150	4.641 (10.298)	1.624 (5.611)	5.039	1.250	50	350-0200-3030
- / 250	10.118	3.699 (8.267)	1.329 (3.544)	6.220	1.552	50	350-0250-3030
- / 300	12.087	3.118 (6.817)	1.034 (2.362)	7.402	1.862	50	350-0300-3030

Positive and negative pressure ratings are the recommended maximum operating values. Products can be manufactured to meet higher operating values upon request. The bend radius is calculated from the center of the hose in an arched position. Additional information at [www.norres.com/us/technology/](http://www.norres.com/us/technology/). NORRES reserves the right to modify technical data at any time. Technical data based on tests at 68°F and are approx. values. Proper use and maintenance of NORRES hoses is the sole responsibility of purchaser and ultimate user of the product. The individual conditions, applications and the number of variables make firm recommendations technically impossible. This information is intended as a general guide only.




## Accessories



CONNECT DAIRY FITTING 247



CONNECT TRI-CLAMP FITTING 245




CONNECT 242




CONNECT 246 AS




CLAMP 217



CLAMP 210 BRIDGE CLAMP



CONNECT 245



CONNECT 244



CLAMP 212



CONNECT THREAD FITTING 234



CONNECT ASEPTIC FITTING 249



CONNECT MOULD ASSEMBLY 233



CONNECT 223



CONNECT 240 + 241 AS



CLAMP 213




CONNECT 270-271



CONNECT 240 EC



CONNECT 243



CONNECT 228