

## PVC hose, heavy duty

### Applications

- flexible hose/ ducting for gases and for dust, powder, fibers
- extraction unit, dust collection systems, filter system, oil mist extraction
- galvanic extraction

### Properties

- heavy duty
- increased pressure and vacuum resistance
- good resistance to alkalis and acids

- good resistance to chemicals
- flame-retardant according to: UL94-HB
- phthalate-free
- conforms to RoHS guideline
- REACH according to --> Technology / Technical Information / REACH

### Temperature range

- 5°F to 160°F
- short time to 175°F

### Design

- AIRDUC® profile hose
- spring steel wire firmly embedded in wall
- wall: high grade soft PVC
- wall thickness 0.055 to 0.06 in approx.

### Delivery variants

- further diameters and lengths available on request
- gray (standard)
- special colors: transparent, full colored
- customer-specific branding

I.D.	outer Ø	Pressure	Vacuum	Bending radius	Weight	Dimensions in Stock	Production lengths	Order No.
(in / mm)	(in)	(psi)	(inHG)	(in)	(lb/ft)	(ft)	(ft)	
- / 20	1.102	38.653	29.530	0.709	0.188	-	25 50	345-0020-0000
1 / 25	1.299	33.794	29.530	0.827	0.222	25 50	-	345-0025-0000
- / 30	1.575	28.573	28.644	0.984	0.302	-	25 50	345-0030-0000
1,25 / 32	1.654	26.977	26.872	1.024	0.316	-	25 50	345-0032-0000
1,36 / 35	1.772	24.802	24.510	1.102	0.343	-	25 50	345-0035-0000
1,5 / 38	1.890	22.989	22.590	1.142	0.370	25 50	-	345-0038-0000
- / 40	1.969	21.901	21.409	1.181	0.383	-	25 50	345-0040-0000
- / 42	2.047	19.798	25.396	1.220	0.403	-	25 50	345-0042-0000
2 / 50-51	2.362	17.695	24.805	1.378	0.470	25 50	-	345-0050-0000
2,36 / 60	2.756	14.867	14.322	1.575	0.558	-	25 50	345-0060-0000
2,5 / 63-65	2.953	13.779	13.289	1.693	0.598	25 50	-	345-0065-0000
- / 70	3.228	12.836	11.221	2.480	0.712	-	25 50	345-0070-0000
3 / 75-76	3.425	12.038	9.745	2.638	0.759	25 50	-	345-0075-0000
- / 80	3.622	11.313	9.154	2.756	0.806	-	25 50	345-0080-0000
- / 85	3.819	10.660	12.993	2.913	0.853	-	10	345-0085-0000
3,5 / 89-90	4.016	10.080	8.121	3.031	0.901	25 50	-	345-0090-0000
4 / 100-102	4.409	9.065	7.530	3.307	0.995	25 50	-	345-0100-0000
- / 105	4.606	8.702	9.450	3.465	1.042	-	10	345-0105-0000
- / 110	4.803	8.267	6.792	3.583	1.089	-	25 50	345-0110-0000
4,5 / 114-115	5.000	7.905	6.497	3.740	1.129	25 50	-	345-0115-0000
4,72 / 120	5.197	7.615	6.201	3.858	1.176	-	25 50	345-0120-0000
5 / 125-127	5.394	7.325	6.054	4.016	1.223	25 50	-	345-0125-0000
- / 130	5.591	7.034	5.758	4.134	1.270	-	25 50	345-0130-0000
5,5 / 140	5.984	6.527	5.315	4.409	1.364	25 50	-	345-0140-0000
6 / 150-152	6.378	6.092	5.020	4.685	1.566	25 50	-	345-0150-0000
6,3 / 160	6.772	5.729	4.725	4.961	1.667	-	25 50	345-0160-0000
7 / 178-180	7.559	5.076	4.134	5.512	1.868	25 50	-	345-0180-0000
8 / 200-203	8.386	4.569	2.953	6.142	2.110	25	-	345-0200-0000

Positive and negative pressure ratings are the recommended maximum operating values. Products can be manufactured to meet higher operating values upon request. The bend radius is calculated from the center of the hose in an arched position. Additional information at [www.norres.com/us/technology/](http://www.norres.com/us/technology/). NORRES reserves the right to modify technical data at any time. Technical data based on tests at 68°F and are approx. values. Proper use and maintenance of NORRES hoses is the sole responsibility of purchaser and ultimately user of the product. The individual conditions, applications and the number of variables make firm recommendations technically impossible. This information is intended as a general guide only.



I.D.	outer Ø	Pressure	Vacuum	Bending radius	Weight	Dimensions in Stock	Production lengths	Order No.
(in / mm)	(in)	(psi)	(inHG)	(in)	(lb/ft)	(ft)	(ft)	
- / 225	9.370	4.061	2.805	6.850	2.366	-	25	345-0225-0000
- / 250	10.354	3.699	2.510	7.520	2.621	-	25	345-0250-0000
11 / 280	11.535	3.263	2.362	8.346	2.923	<b>25</b>	-	345-0280-0000
- / 300	12.323	3.046	2.215	8.898	3.132	-	25	345-0300-0000
- / 325	13.307	2.828	1.919	9.606	3.676	-	25	345-0325-0000
- / 350	14.291	2.611	1.772	10.276	3.952	-	25	345-0350-0000

## Accessories



CONNECT 223



CONNECT 270-271



CONNECT 243



CLAMP 213




CONNECT 228



CLAMP 212 EC




CLAMP 217




CONNECT 244



CONNECT 240 + 241  
AS



CONNECT 242



CONNECT 245



CONNECT 246  
FOOD



CLAMP 212