

PVC hose, heavy

Applications

- flexible hose/ ducting for gases and for dust, powder, fibres
- extraction unit, dedusting system, filter system, oil mist extraction
- galvanic extraction

Properties

- heavy duty
- increased pressure and vacuum resistance
- good resistance to alkalis and acids

- good resistance to chemicals
- flame-retardant according to: UL94-HB
- phthalate-free
- conforms to RoHS guideline
- REACH according to --> Technology / Technical Information / REACH

Temperature Range

- 20°C to 70°C
- short time to 80°C

Design

- AIRDUC® profile hose
- spring steel wire firmly embedded in wall
- wall: high grade soft PVC
- wall thickness 1,4 - 1,5 mm approx.

Delivery variants

- further diameters and lengths available on request
- grey (standard)
- special colours: transparent, full coloured
- customer-specific branding

I.D.	outer Ø	Pressure	Vacuum	Bending Radius	Weight	Dimensions in Stock	Production Lengths	Order No.
(in / mm)	(mm)	(bar)	(bar)	(mm)	(kg/m)	(m)	(m)	
- / 20	28.00	2,665	1,000	18.00	0.28	10	15	345-0020-0000
1 / 25	33.00	2,330	1,000	21.00	0.33	10	15	345-0025-0000
- / 30	40.00	1,970	0,970	25.00	0.45	10	-	345-0030-0000
1,25 / 32	42.00	1,860	0,910	26.00	0.47	10	15	345-0032-0000
1,36 / 35	45.00	1,710	0,830	28.00	0.51	-	10 15	345-0035-0000
1,5 / 38	48.00	1,585	0,765	29.00	0.55	-	10	345-0038-0000
- / 40	50.00	1,510	0,725	30.00	0.57	10	15	345-0040-0000
- / 42	52.00	1,365	0,860	31.00	0.60	10	15	345-0042-0000
2 / 50-51	60.00	1,220	0,840	35.00	0.70	10 15	-	345-0050-0000
2,36 / 60	70.00	1,025	0,485	40.00	0.83	10	15	345-0060-0000
2,5 / 63-65	75.00	0,950	0,450	43.00	0.89	10	15	345-0065-0000
- / 70	82.00	0,885	0,380	63.00	1.06	10	-	345-0070-0000
3 / 75-76	87.00	0,830	0,330	67.00	1.13	10	-	345-0075-0000
- / 80	92.00	0,780	0,310	70.00	1.20	10	15	345-0080-0000
- / 85	97.00	0,735	0,440	74.00	1.27	-	10	345-0085-0000
3,5 / 89-90	102.00	0,695	0,275	77.00	1.34	-	10 15	345-0090-0000
4 / 100-102	112.00	0,625	0,255	84.00	1.48	10	15	345-0100-0000
- / 105	117.00	0,600	0,320	88.00	1.55	-	10	345-0105-0000
- / 110	122.00	0,570	0,230	91.00	1.62	10	15	345-0110-0000
4,5 / 114-115	127.00	0,545	0,220	95.00	1.68	-	10	345-0115-0000
4,72 / 120	132.00	0,525	0,210	98.00	1.75	-	10	345-0120-0000
5 / 125-127	137.00	0,505	0,205	102.00	1.82	10	-	345-0125-0000
- / 130	142.00	0,485	0,195	105.00	1.89	10	-	345-0130-0000
5,5 / 140	152.00	0,450	0,180	112.00	2.03	10	15	345-0140-0000
6 / 150-152	162.00	0,420	0,170	119.00	2.33	10	15	345-0150-0000
6,3 / 160	172.00	0,395	0,160	126.00	2.48	-	10 15	345-0160-0000
7 / 178-180	192.00	0,350	0,140	140.00	2.78	-	10	345-0180-0000
8 / 200-203	213.00	0,315	0,100	156.00	3.14	10	15	345-0200-0000

Overpressure and underpressure are recommended threshold operating values, products can be subjected to higher loads upon request. The bending radius is measured through the inside of the hose arch. The right to make technical modifications is reserved. All values determined at 20°C and are approx. data. Additional information at www.norres.com/en/technology/.




I.D.	outer Ø	Pressure	Vacuum	Bending Radius	Weight	Dimensions in Stock	Production Lengths	Order No.
(in / mm)	(mm)	(bar)	(bar)	(mm)	(kg/m)	(m)	(m)	
- / 225	238.00	0,280	0,095	174.00	3.52	-	10	345-0225-0000
- / 250	263.00	0,255	0,085	191.00	3.90	-	10	345-0250-0000
- / 300	313.00	0,210	0,075	226.00	4.66	-	10	345-0300-0000
- / 325	338.00	0,195	0,065	244.00	5.47	-	10	345-0325-0000
- / 350	363.00	0,180	0,060	261.00	5.88	-	10	345-0350-0000


Accessories



CLAMP 212 EC




CONNECT 245



CONNECT 228



CONNECT 243




CONNECT 244



CONNECT 223



CLAMP 213



CONNECT 242



CONNECT 240 + 241
AS



CLAMP 212



CONNECT 246
FOOD



CLAMP 217



CONNECT 270-271